


Illumination Designer Tutorial



© 2024 Whelen. All rights reserved

Illumination Designer uses **SSO** (*Single Sign-On*) to securely authenticate users.



If you have already an account, you can sign-in with the email and password you used when creating your account.

The logo for WHELEN, featuring the word "WHELEN" in a bold, red, sans-serif font with a registered trademark symbol.

Sign in

Sign in with your email address

1

[Forgot your password?](#)

Sign in

Don't have an account? [Sign up now](#)

The logo for WHELEN, featuring the word "WHELEN" in a bold, red, sans-serif font with a registered trademark symbol.

Sign in

Sign in with your email address

[Forgot your password?](#)

Sign in

Don't have an account? [Sign up now](#)

If you have forgotten your password, then click **Forgot Password (1)**, to go through the process of resetting your password. If you are a first-time user, you will want to click **Sign Up Now (2)**, to begin entering your user details.

1

2

When signing up enter a valid email address and then enter the **CAPTCHA** characters displayed (1). Once complete click **Send Verification Code** (2) you will receive a code via email.

< Cancel

WHELEN[®]

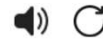
User Details

Email Address

1

*

Help us beat the bots



Enter the characters you see

*

Send verification code

2

New Password

*

Confirm New Password

*

Given Name

*

Surname

*

Phone Number

*

Enter the **verification** code (1) from the email and click **Verify code** to complete the security validation (2).

< Cancel



User Details

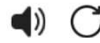
Verification code has been sent to your inbox. Please copy it to the input box below.

mdunham@whelen.com *

110944

1

Help us beat the bots



Success!

P3XY *

2

Verify code

Send new code

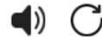
New Password *

Confirm New Password *

Given Name *

Once a valid code has been entered you can set your **Password, Name, and User Details (1)**.

Help us beat the bots



Success!

GJJd *

Verify code

Send new code

New Password *

1

Confirm New Password *

Given Name *

Surname *

Phone Number *

Agency *

Job Title *

Create

Once logged in the **Home Page** is loaded here you can **Create a New Quote (1)** or **Revisit an Existing Quote (2)**.



Create a New Quote



1 CREATE QUOTE

Revisit an Existing Quote

[Illumination-May-07-2024-10.05.14 AM](#)

[Illumination-May-06-2024-9.00.00 AM](#)



VIEW ALL QUOTES

- New
- Open
- Save
- Save As
- View Quote
- Print Quote



Using the **Menu**, you can start a **New** quote or **Open, Save, View** and **Print** a quote (1)

MORE DETAILS

Compare



Dual Panel Pioneer™, 24V White, Combination Flood/Spot with Proclera® Silicone Optics, Pole/Pedestal Mount w/o switch

Model Number	PCH24P	Product Type	Light
Light Type	Pioneer Dual	Lumens	18984
Amp Draw	6.5	Voltage	24V
Emission Pattern	-	Color	White
List Price	Starting at \$2132	Switch	No
Compatible Mount	Pedestal, Side Mount Pole, Through Body Pole		

MORE DETAILS

Compare



Dual Panel Pioneer™, 24V White, Combination Flood/Spot with Proclera® Silicone Optics, Pole/Pedestal Mount w/ switch

Model Number	PCH24P1	Product Type	Light
Light Type	Pioneer Dual	Lumens	18984
Amp Draw	6.5	Voltage	24V
Emission Pattern	-	Color	White
List Price	Starting at \$2162	Switch	Yes
Compatible Mount	Pedestal, Side Mount Pole, Through Body Pole		

MORE DETAILS

Compare

Dual Panel Pioneer™ 115VAC III ® I listed Black Combination Flood/8° Spot

↑ BACK TO TOP

- Light
- Preassembled Light Including Mount

Light Type

- 600
- 900
- M6
- M9
- Perimeter
- Pioneer Dual
- Pioneer Dual Slimline
- Pioneer Dual Surface Mount
- Pioneer Max
- Pioneer Micro
- Pioneer Nano-3
- Pioneer Nano-6
- Pioneer Quad
- Pioneer Single

Search by Name or Model Number

1



Displaying 8 products

Filters Applied: Light Type: 600 X Lig

3

When creating a **New Quote**, you can use the **Search Bar (1)** and **Filters (2)** to narrow down the product selection. All relevant product will be shown in the **Displayed Product** section(3).

Sort by:

Featured

Filter

Light/Mount

- All
- Mount
- Light
- Preassembled Light Including Mount

Light Type

Mount Type

Compatible Mount

2

Color

Amp Draw

Voltage

Price (USD)

Switch



900 Series EZ Scene, 12V Black

Model Number	904SLB	Product Type	Light
Light Type	900	Lumens	12564
Amp Draw	8.3	Voltage	12V
Emission Pattern	-	Color	Black
List Price	Starting at \$638	Switch	No
Compatible Mount	-		

MORE DETAILS

Compare



M9 Series EZ Scene, 12V Chrome

Model Number	M92SLC	Product Type	Light
Light Type	M9	Lumens	13716
Amp Draw	9.2	Voltage	12V
Emission Pattern	-	Color	Chrome
List Price	Starting at \$672	Switch	No
Compatible Mount	-		

MORE DETAILS

Compare



M6 Series EZ Scene, 10-30V Black

Model Number	M62SLB	Product Type	Light
--------------	--------	--------------	-------

Search by Name or Model Number

Displaying 4 products

Filters Applied: Light Type: 600 Type: 900 Light Type: M6 Light Type: M9 Voltage: 12V

Sort by:

- Featured
Alphabetical
Price Low to High
Price High to Low

You can quickly view and remove any Applied Filters (1) and change how relevant products are Sorted (2).



M9 Series EZ Scene, 12V Chrome

Table with 4 columns: Attribute, Value, Attribute, Value. Includes Model Number (M92SLC), Light Type (M9), Lumens (13716), Amp Draw (9.2), Voltage (12V), Emission Pattern (-), Color (Chrome), List Price (Starting at \$672), Switch (No), Compatible Mount (-).

MORE DETAILS Compare



900 Series EZ Scene, 12V Black

Table with 4 columns: Attribute, Value, Attribute, Value. Includes Model Number (904SLB), Product Type (Light), Light Type (900), Lumens (12564), Amp Draw (8.3), Voltage (12V), Emission Pattern (-), Color (Black), List Price (Starting at \$638), Switch (No), Compatible Mount (-).

MORE DETAILS Compare



900 Series EZ Scene, 12V Chrome

Table with 4 columns: Attribute, Value, Attribute, Value. Includes Model Number (904SLC), Product Type (Light).

Filter sidebar with categories: Light/Mount, Light Type, Mount Type, Compatible Mount, Color, Amp Draw, Voltage, Price (USD), Switch. Includes radio buttons for 'All', 'Mount', 'Light', 'Preassembled Light Including Mount' and checkboxes for '10-30V', '12V', '24V', '115VAC'.

Lighthead can be compared with each other (1). Select up to 4 lights and select **Compare** (2).

Search by Name or Model Number

Filter

Light/Mount

- All
- Mount
- Light
- Preassembled Light Including Mount

Light Type

- 600
- 900
- M6
- M9
- Perimeter
- Pioneer Dual
- Pioneer Dual Slimline
- Pioneer Dual Surface Mount
- Pioneer Max
- Pioneer Micro
- Pioneer Nano-3
- Pioneer Nano-6
- Pioneer Quad
- Pioneer Single



900 Series EZ Scene, 12V Chrome

Model Number	904SLC	Product Type	Light
Light Type	900	Lumens	12564
Amp Draw	8.3	Voltage	12V
Emission Pattern	-	Color	Chrome
List Price	Starting at \$638	Switch	No
Compatible Mount	-		

[MORE DETAILS](#) Compare



600 Series EZ Scene, 10-30V Black

Model Number	604SLB	Product Type	Light
Light Type	600	Lumens	3888
Amp Draw	2.05/1.09	Voltage	10-30V
Emission Pattern	-	Color	Black
List Price	Starting at \$368	Switch	No
Compatible Mount	-		

[MORE DETAILS](#) Compare **1**



600 Series E7 Scene, 10-30V Chrome

Select Up to 4 Items to Compare

CLEAR


[COMPARE](#) **2**

Product Type	Light
Lumens	3888


[↑ BACK TO TOP](#)

Quickly **compare** the **style** and **properties** of each lighthead being compared (1).

Comparison ✕



900 Series EZ Scene, 12V Black



600 Series EZ Scene, 10-30V Black

Light Type	900	600
Color	Black	Black
Voltage	12V	10-30V
Amp Draw	8.3	2.05/1.09
Lumens	-	-

Search by Name or Model Number



Filter

- Pioneer Dual Slimline
- Pioneer Dual Surface Mount
- Pioneer Max
- Pioneer Micro
- Pioneer Nano-3
- Pioneer Nano-6
- Pioneer Quad
- Pioneer Single
- Pioneer Single Slimline
- Pioneer Single Surface Mount
- Pioneer Summit
- Workside

- Mount Type ▾
- Compatible Mount ▾
- Color ▾
- Amp Draw ▾
- Voltage ▾
- Price (USD) ▾
- Switch ▾

Select **More Details** to view all **Specifications** and **Options** for a specific model (1).



Dual Panel Pioneer™, 24V White, Combination Flood/Spot with Proclera® Silicone Optics, Pole/Pedestal Mount w/o switch

Model Number	PCH24P	Product Type	Light
Light Type	Pioneer Dual	Lumens	18984
Amp Draw	6.5	Voltage	24V
Emission Pattern	-	Color	White
List Price	Starting at \$2132	Switch	No
Compatible Mount	Pedestal, Side Mount Pole, Through Body Pole		

[MORE DETAILS](#) Compare



Dual Panel Pioneer™, 24V White, Combination Flood/Spot with Proclera® Silicone Optics, Pole/Pedestal Mount w/ switch

Model Number	PCH24P1	Product Type	Light
Light Type	Pioneer Dual	Lumens	18984
Amp Draw	6.5	Voltage	24V
Emission Pattern	-	Color	White
List Price	Starting at \$2162	Switch	Yes
Compatible Mount	Pedestal, Side Mount Pole, Through Body Pole		

1 [MORE DETAILS](#) Compare

[↑ BACK TO TOP](#)

Dual Panel Pioneer™ 115VAC III ® I listed Black Combination Flood/8° Spot

Dual Panel Pioneer™, 24V White, Combination Flood/Spot with Proclera® Silicone Optics, Pole/Pedestal Mount w/ switch

Light/Mounting: Light Light Type: Pioneer Dual

Under **Specifications** you can select the features you wish to include the product (1) features will change depending on product selection. Under **Additional Options** you can choose the desired mount using **Help Me Choose Mount (2)** and if at anytime you wish to change product you can **Go Back** and select a new product (3).



Specifications

Model Number: PCH24P1	Lumens: 18984
Amp Draw: 6.5	Voltage: 24V
Emission Pattern: -	Color: White
Additional Cables Supported: -	Pole/Ped Mount Adapter With Handle:
	<input checked="" type="checkbox"/> Include
	<input checked="" type="checkbox"/> Include On/Off Switch

1

Additional Options

HELP ME CHOOSE MOUNT

2

3

GO BACK

ADD TO QUOTE

Choose Mount

Model Number:

Mount Type:

Color:

Inputwire:

Collar Placement:

Bracket:

Length:

Cable:

Cradle/Sensor:

MODEL NUMBER	DESCRIPTION	MOUNT TYPE	COLOR	INPUT WIRE	COLLAR PLACEMENT	BRACKET	LENGTH	CABLE	ACTION
86930RB2	Side Mount Pole, Silver 5 in. bracket, 20 in. Outer Body, Top Collar, Internal 4/C (DC) cable	Side Mount Pole	Silver	4/C (DC)	20 in. Outer Body, Top	Silver, 5 in. Side Mount Pole	57	-	<input checked="" type="checkbox"/>
86930RD2	Side Mount Pole, Silver 5 in. bracket, 20 in. Outer Body, Top Collar, External 4/C (DC) cable	Side Mount Pole	Silver	4/C (DC)	20 in. Outer Body, Top	Silver, 5 in. Side Mount Pole	57	-	<input checked="" type="checkbox"/>
86930SB2	Side Mount Pole, Silver 5 in. bracket, 20 in. Outer Body, Top Collar, Internal 4/C (DC) cable, w/cradle	Side Mount Pole	Silver	4/C (DC)	20 in. Outer Body, Top	Silver, 5 in. Side Mount Pole	57	-	<input checked="" type="checkbox"/>
86930SD2	Side Mount Pole, Silver 5 in. bracket, 20 in. Outer Body, Top Collar, External 4/C (DC) cable, w/cradle	Side Mount Pole	Silver	4/C (DC)	20 in. Outer Body, Top	Silver, 5 in. Side Mount Pole	57	-	<input checked="" type="checkbox"/>
86930TB2									<input checked="" type="checkbox"/>
86930TD2									<input checked="" type="checkbox"/>

When using **Help Me Choose My Mount** use the **filters** to quickly narrow down the type of **Mount** and **Mounting Options** needed (1). Each mount will be listed with a full **Description** and **Properties List** (2). Once you have verified the **Mount** has all the **options** required it can be selected which will add it to the **Additional Options** section for that product (3).

Dual Panel Pioneer™, 12V White, Combination Flood/Spot with Proclera® Silicone Optics, Pole/Pedestal Mount w/ switch

Light/Mounting: Light Light Type: Pioneer Dual

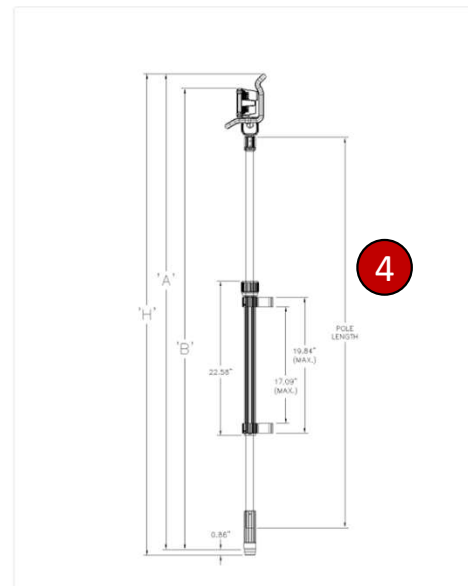
Once a mount has been selected if it has more **Options** they will be displayed and need to be selected if required or needed for the current **Quote (1)**. If a **Pole Mount** has been selected, you can use **Customize Pole Length** to select the proper **Pole** length required **(2)**.



13	12V
Emission Pattern: -	Color: White
Additional Cables Supported: -	Pole/Ped Mount Adapter With Handle: <input checked="" type="checkbox"/> Include <input checked="" type="checkbox"/> Include On/Off Switch
Additional Options	
Selected Mount: 86930SD2	
HELP ME CHOOSE MOUNT	CUSTOMIZE POLE LENGTH 2
Color: Silver	Type: Side Mount Pole
Adjustable Mounting Collar: -	Bracket: Silver, 5 in. Side Mount Pole
Brow Style: -	Cable: -
Collar Placement: 20 in. Outer Body, Top	Cover: -
Default Length: 57	Input Wire: 4/C (DC)
Input Wire Exit: -	Input Wire Location: External
Pedestal Type: -	Bracket Light Position Sensor: <input checked="" type="checkbox"/> Include
Factory Assembly: <input checked="" type="checkbox"/> Yes	1

Customize Your Pole Length

Lighthead Model Number	PCH24P1
Pole Model Number	PPLGH57
Dimension	1 Pole Length 2 57
Dimension 'A'	60.19
Dimension 'B'	60.19 3
Dimension 'H'	61.05
Inner Pole Length	57



When customizing the **Pole Length**, you can set the Dimension to **Pole Length** or to **H** the overall height (1). The default **Pole Length** is **57"** but can be changed to any available size in the drop-down list (2). When changing the **Pole Length**, the **Dimensions** will be updated to reflect the changes (3). The **Pole** image will change to reflect the **Pole** style and **Options** selected (4).



Once you have chosen the **Mount** and selected all of the desired **Options** quickly verify the **Bill of Materials (1)** before adding the selected options to the Quote **(2)**.

^ Pricing and Bill of Materials

QTY	MODEL	DESCRIPTION	LIST PRICE
1	PCH2P1	Dual Panel Pioneer™, 12V White, Combination Flood/Spot with Proclera® Silicone Optics, Pole/Pedestal Mount w/ switch	\$2162
1	86930SD2	Side Mount Pole, Silver 5 in. bracket, 20 in. Outer Body, Top Collar, External 4/C (DC) cable, w/cradle	\$1145
1	PPLGH55	Pioneer Pole Custom Length 55 in.	\$0
1	8693013T	Optional Internal Sensor, 5in. 4/C Top Sensor	\$126

13

Emission Pattern:
-

Additional Cables Supported:
-

Additional Options

Selected Mount: 86930SD2

HELP ME CHOOSE MOUNT

Color:
Silver

Adjustable Mounting Collar:
-

Brow Style:
-

Collar Placement:
20 in. Outer Body, Top

Default Length:
57

Input Wire Exit:
-

Pedestal Type:
-

Factory Assembly:
 Yes

12V

Color:
White

Pole/Ped Mount Adapter With Handle:
 Include
 Include On/Off Switch

CUSTOMIZE POLE LENGTH

Type:
Side Mount Pole

Bracket:
Silver, 5 in. Side Mount Pole

Cable:
-

Cover:
-

Input Wire:
4/C (DC)

Input Wire Location:
External

Bracket Light Position Sensor:
 Include

1

2

GO BACK

ADD TO QUOTE

1

Product added to quote successfully

Once you have selected **Add To Quote** you will get a **Confirmation** that the **Product** was added to the quote (1) and will be brought back to the **Products** page where you can configure another product to add to the **Quote** (2).

Search by Name or Model Number

Displaying 5
Filters Applied :

Filter

Light/Mount

- All
- Mount
- Light
- Preassembled Light Including Mount

Light Type

Mount Type

Compatible Mount

Color

Amp Draw

Voltage

Price (USD)

Switch



Dual Panel Pioneer™, 24V White, Combination Flood/Spot with Proclera® Silicone Optics, Pole/Pedestal Mount w/o switch

Model Number	PCH24P	Product Type	Light
Light Type	Pioneer Dual	Lumens	18984
Amp Draw	6.5	Voltage	24V
Emission Pattern	-	Color	White
List Price	Starting at \$2132	Switch	No
Compatible Mount	Pedestal, Side Mount Pole, Through Body Pole		

2

[MORE DETAILS](#) Compare



Dual Panel Pioneer™, 24V White, Combination Flood/Spot with Proclera® Silicone Optics, Pole/Pedestal Mount w/ switch

Model Number	PCH24P1	Product Type	Light
Light Type	Pioneer Dual	Lumens	18984
Amp Draw	6.5	Voltage	24V
Emission Pattern	-	Color	White
List Price	Starting at \$2162	Switch	Yes
Compatible Mount	Pedestal, Side Mount Pole, Through Body Pole		

[MORE DETAILS](#) Compare

Side Mount Pole, Silver 2 in. bracket, 12 in. Outer Body, Top Collar, Internal 4/C (DC) cable

Light/Mounting: Mount Mount Type: Side Mount Pole

When designing **Product**, you can also start by selecting the desired **Mount** and customize the **Specifications (1)**. Under **Additional Options** use **Help Me Choose Light** to select a **Light** that is compatible with the **Mount (2)**.



Specifications

Model Number:
86930UB1

Adjustable Mounting Collar:
-

Brow Style:
-

Collar Placement:
12 in. Outer Body, Top

Input Wire:
4/C (DC)

Input Wire Location:
Internal

Pedestal Type:
-

Color:
Silver

Bracket:
Silver, 2 in. Side Mount Pole

Cable:
-

Cover:
-

Input Wire Exit:
-

Length:
57

Bracket Light Position Sensor:
 Include

1

CUSTOMIZE POLE LENGTH

Additional Options

HELP ME CHOOSE LIGHT

2

^ Pricing and Bill of Materials

QTY	MODEL	DESCRIPTION	LIST PRICE
1	86930UB1	Side Mount Pole, Silver 2 in. bracket, 12 in. Outer Body, Top Collar, Internal 4/C (DC) cable	\$895

GO BACK

ADD TO QUOTE

Choose Light

Model Number: Search by model number

Light Type: Pioneer Dual

Color: White

Voltage: Select

Amp Draw: Select

Price: Select

Switch: Select

MODEL NUMBER	DESCRIPTION	LIGHT TYPE	COLOR	VOLTAGE	AMP DRAW	LUMENS	EMISSION PATTERN	LIGHT PRICE	SWITCH	ACTION
PCH24P	Dual Panel Pioneer™, 24V White, Combination Flood/Spot with Proclera® Silicone Optics, Pole/Pedestal Mount w/o switch	Pioneer Dual	White	24V	6.5	18984	-	2132	No	✓
PCH24P1	Dual Panel Pioneer™, 24V White, Combination Flood/Spot with Proclera® Silicone Optics, Pole/Pedestal Mount w/ switch	Pioneer Dual	White	24V	6.5	18984	-	2162	Yes	✓
PCH2P	Dual Panel Pioneer™, 12V White, Combination Flood/Spot with Proclera® Silicone Optics, Pole/Pedestal Mount w/o switch	Pioneer Dual	White	12V	13	20016	-	2132	No	✓
PCH2P1	Dual Panel Pioneer™, 12V White, Combination Flood/Spot with Proclera® Silicone Optics, Pole/Pedestal Mount w/ switch	Pioneer Dual	White	12V	13	20016	-	2162	Yes	✓
PFH2P	Dual Panel Pioneer™, 12V White, Combination Flood/Spot with Proclera® Silicone Optics	Pioneer Dual	White	12V	13	19872	-	2132	No	✓
PFH2P1										✓

When using **Help Me Choose Light** use the **filters** to quickly narrow down the type of **Light** and **Light Options** needed (1). Each Light will be listed with a full **Description** and **Properties List** (2). Once you have verified the **Light** has all the **options** required it can be selected which will add it to the **Additional Options** section for that product (3).

Side Mount Pole, Silver 2 in. bracket, 12 in. Outer Body, Top Collar, Internal 4/C (DC) cable

Light/Mounting: Mount Mount Type: Side Mount Pole

Once you have chosen the **Light** and selected all of the desired **Options** quickly verify the **Bill of Materials (1)** before adding the selected options to the Quote (2).



Collar Placement: 12 in. Outer Body, Top
Default Length: 57
Input Wire Exit: -
Pedestal Type: -

Cover: -
Input Wire: 4/C (DC)
Input Wire Location: Internal
Bracket Light Position Sensor: Include

CUSTOMIZE POLE LENGTH

Additional Options

Selected Light: PCH24P1

HELP ME CHOOSE LIGHT

Type: Pioneer Dual

Amp Draw: 6.5

Emission Pattern: -

Additional Cables Supported: -

Factory Assembly: Yes

Lumens: 18984

Voltage: 24V

Color: White

Pole/Ped Mount Adapter With Handle: Include Include On/Off Switch

Pricing and Bill of Materials

QTY	MODEL	DESCRIPTION	LIST PRICE
1	86930UB1	Side Mount Pole, Silver 2 in. bracket, 12 in. Outer Body, Top Collar, Internal 4/C (DC) cable	\$895
1	PCH24P1	Dual Panel Pioneer™, 24V White, Combination Flood/Spot with Proclera® Silicone Optics, Pole/Pedestal Mount w/ switch	\$2162

1

2

GO BACK

ADD TO QUOTE

Search by Name or Model Number

Displaying 555 products

Once you have added all the products to the quote you can use **View Quote** to open and verify the quote contains all required items (1).

Filters Applied :

Sort by: Featured

Filter

Light/Mount

- All
- Mount
- Light
- Preassembled Light Including Mount

Light Type

Mount Type

Compatible Mount

Color

Amp Draw

Voltage

Price (USD)

Switch



Dual Panel Pioneer™, 24V White, Combination Flood/Spot with Proclera® Silicone Optics, Pole/Pedestal Mount w/o switch

Model Number	PCH24P	Product Type	Light
Light Type	Pioneer Dual	Lumens	18984
Amp Draw	6.5	Voltage	24V
Emission Pattern	-	Color	White
List Price	Starting at \$2132	Switch	No
Compatible Mount	Pedestal, Side Mount Pole, Through Body Pole		

MORE DETAILS

Compare



Dual Panel Pioneer™, 24V White, Combination Flood/Spot with Proclera® Silicone Optics, Pole/Pedestal Mount w/ switch

Model Number	PCH24P1	Product Type	Light
Light Type	Pioneer Dual	Lumens	18984
Amp Draw	6.5	Voltage	24V
Emission Pattern	-	Color	White
List Price	Starting at \$2162	Switch	Yes
Compatible Mount	Pedestal, Side Mount Pole, Through Body Pole		

MORE DETAILS

Compare

Your Quote (1)



Customer Email

Supertow@gmail.com

Account Number

Account Number (optional)

Purchase Order

Order Number (optional)

1



Dual Panel Pioneer™, 24V White, Combination Flood/Spot with Proclera® Silicone Optics, Pole/Pedestal Mount w/ switch

Model Number	PCH24P1	Product Type	Light
Light Type	Pioneer Dual	Lumens	18984
Amp Draw	6.5	Voltage	24V
Emission Pattern	-	Color	White
Additional Cables Supported	-	Factory Assemble	Yes

Pole/Ped Mount Adapter with handle
Include : Yes
Include On/Off Switch: Yes

List Price \$2162

Mounting Options

Description	Side Mount Pole, Silver 5 in. bracket, 20 in. Outer Body, Top Collar, External 4/C (DC) cable, w/cradle		
Model Number	86930SD2	Mount Type	Side Mount Pole
Color	Silver	Adjustable Mounting Collar	-
Bracket	Silver, 5 in. Side Mount Pole	Brow Style	-
Cable	-	Collar Placement	20 in. Outer Body, Top

PROCEED TO QUOTE

When viewing the quote, you can add an **Account Number** and a **Purchase Order** to expedite the quote process (1).

Your Quote (1)



Cover	-	Default Length	57
Input Wire	4/C (DC)	Input Wire Exit	-
Input Wire Location	External	Pedestal Type	-
Quantity	1	List Price	\$1145
Custom Pole Length			
Description	Pioneer Pole Custom Length 55 in.		
Model Number	PPLGH55	Quantity	1
List Price	\$ 0		
Bracket Light Position Sensor			
Description	Optional Internal Sensor, 5in. 4/C Top Sensor		
Model Number	8693013T	Quantity	1
List Price	\$ 126		

Quickly update item **Quantities (1)** or **Remove** products from the Quote **(2)**. **More Details** will open the product details page allowing the product to be updated **(3)**.

Total List Price: \$ 3433

1

Qty. 1

2

REMOVE PRODUCT

ADD COMPATIBLE MOUNT

MORE DETAILS

3

Special Instructions

Total List Price: \$ 3433

PROCEED TO QUOTE

Dual Panel Pioneer™, 12V White, Combination Flood/Spot with Proclera® Silicone Optics, Pole/Pedestal Mount w/ switch

Light/Mounting: Light Light Type: Pioneer Dual

When using **View Details** to update a product selection make sure select **Update Item In Quote** to finalize changes to the product (1). You will be brought back to the **Products** page get a **Confirmation** that the **Product** was updated successfully.



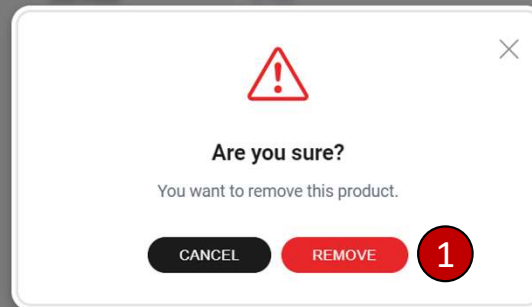
13	12V
Emission Pattern: -	Color: White
Additional Cables Supported: -	Pole/Ped Mount Adapter With Handle: <input checked="" type="checkbox"/> Include <input checked="" type="checkbox"/> Include On/Off Switch
Additional Options	
Selected Mount: 86930SD2	
HELP ME CHOOSE MOUNT	CUSTOMIZE POLE LENGTH
Color: Silver	Type: Side Mount Pole
Adjustable Mounting Collar: -	Bracket: Silver, 5 in. Side Mount Pole
Brow Style: -	Cable: -
Collar Placement: 20 in. Outer Body, Top	Cover: -
Default Length: 57	Input Wire: 4/C (DC)
Input Wire Exit: -	Input Wire Location: External
Pedestal Type: -	Bracket Light Position Sensor: <input type="checkbox"/> Include
Factory Assembly: <input checked="" type="checkbox"/> Yes	

1

GO BACK

UPDATE ITEM IN QUOTE

When removing a **Product** from a **Quote** you will be prompted with a product removal confirmation (1)



Your Quote (2)



Total List Price: \$ 3433

Qty. 1 1



Side Mount Pole, Silver 2 in. bracket, 12 in. Outer Body, Top Collar, Internal 4/C (DC) cable

Model Number	86930UB1	Product Type	Mount
Mounting Options	Side Mount Pole	Color	Silver
Adjustable Mounting Collar	-	Bracket	Silver, 2 in. Side Mount Pole
Brow Style	-	Cable	-
Collar Placement	12 in. Outer Body, Top	Cover	-
Default Length	57	Input Wire	4/C (DC)
Input Wire Exit	-	Input Wire Location	Internal
Pedestal Type	-	Factory Assemble	No
List Price	\$895		

Total List Price: \$ 895

Qty. 1 2

Special Instructions

When reviewing a **Quote** that has a **Light** without a **Mount** or a **Mount** without a **Light** quickly add a **Light** or **Mount** by using **Add Compatible Mount (1)** or **Add Compatible Light (2)**.

When using **Add Compatible Light** or **Add Compatible Mount** the **Choose Light** or **Choose Mount** window will open allowing the products to be **filtered** to quickly find the desire **Light** or **Mount** (1).

×

Choose Light

1

Model Number

Light Type

Color

Voltage

Amp Draw

Price

Switch

MODEL NUMBER	DESCRIPTION	LIGHT TYPE	COLOR	VOLTAGE	AMP DRAW	LUMENS	EMISSION PATTERN	LIGHT PRICE	SWITCH	ACTION
PCH24P	Dual Panel Pioneer™, 24V White, Combination Flood/Spot with Proclera® Silicone Optics, Pole/Pedestal Mount w/o switch	Pioneer Dual	White	24V	6.5	18984	-	2132	No	<input checked="" type="checkbox"/>
PCH24P1	Dual Panel Pioneer™, 24V White, Combination Flood/Spot with Proclera® Silicone Optics, Pole/Pedestal Mount w/ switch	Pioneer Dual	White	24V	6.5	18984	-	2162	Yes	<input checked="" type="checkbox"/>
PCH2P	Dual Panel Pioneer™, 12V White, Combination Flood/Spot with Proclera® Silicone Optics, Pole/Pedestal Mount w/o switch	Pioneer Dual	White	12V	13	20016	-	2132	No	<input checked="" type="checkbox"/>
PCH2P1	Dual Panel Pioneer™, 12V White, Combination Flood/Spot with Proclera® Silicone Optics, Pole/Pedestal Mount w/ switch	Pioneer Dual	White	12V	13	20016	-	2162	Yes	<input checked="" type="checkbox"/>
PFH2P	Dual Panel Pioneer™, 12V White, Combination Flood/Spot with Proclera® Silicone Optics	Pioneer Dual	White	12V	13	19872	-	2132	No	<input checked="" type="checkbox"/>
PFH2P1	Dual Panel Pioneer™, 12V White, Combination Flood/Spot with Proclera® Silicone Optics, Pole/Pedestal Mount w/ switch	Pioneer Dual	White	12V	13	19872	-	2162	Yes	<input checked="" type="checkbox"/>

Your Quote (1)



Cover	-	Default Length	57
Input Wire	4/C (DC)	Input Wire Exit	-
Input Wire Location	External	Pedestal Type	-
Quantity	1	List Price	\$1145
Custom Pole Length			
Description	Pioneer Pole Custom Length 55 in.		
Model Number	PPLGH55	Quantity	1
List Price	\$ 0		
Bracket Light Position Sensor			
Description	Optional Internal Sensor, 5in. 4/C Top Sensor		
Model Number	8693013T	Quantity	1
List Price	\$ 126		

Total List Price: \$ 3433

Qty. 1

Special Instructions

1

Total List Price: \$ 3433

2

When Viewing the quote any **Special Instructions** can be entered at the **bottom** of the quote (1). Once the quote has been reviewed select **Proceed to Quote** to load the **Quote Summary Page (2)**.

On the **Quote Summary** page, you can use the **Traditional Next Step (1)** or the **Recommended Next Step** to Submit the quote for review (2). You can quickly **Add a New Light** or **View** the quote before submitting the Quote (3)

Quote Summary

Traditional Next Step

In the Pioneer Designer, this is when you would print your quote summary and email it into Whelen. You can still do that by clicking the button below and sending the email manually.

PRINT QUOTE

1

Recommended Next Step

To expedite the process, you can now submit your quote summary directly to Whelen. Once it has been received and reviewed by a member of the sales team, someone will reach out to you to complete your order process.

SUBMIT REQUEST FOR QUOTE

2

Once the Quote has been submitted for review you will be brought back to the **Homepage (1)**.



Create a New Quote



CREATE QUOTE

1

Revisit an Existing Quote

Illumination-May-24-2024-2.08.00 PM
Illumination-May-24-2024-1.08.58 PM
Illumination-May-23-2024-1.17.37 PM

VIEW ALL QUOTES

© 2024 Whelen. All rights reserved